



Signature Series

You and your family deserve the finest quality water available. Quality, soft water you can feel each time you shower or feel in the softness of the towel when drying after that shower. Each Nelsen Water Treatment Solution (NWTs) Water Conditioner is designed to specifically address the water quality issues that are unique to your home providing your family with outstanding water. Your investment will reward you with quality water at every faucet in your home.


NelsenWater[™]
Treatment Solutions

RESIDENTIAL WATER SOFTENERS





Benefits of a Nelsen Water Treatment System



IN THE BATHROOM:

Your soap and shampoo will lather better. Your hair and skin will feel noticeably cleaner, softer and not as dry. Additionally, there will be no soap scum or mineral deposits to clean off sinks, showers, tubs and toilets.



IN THE KITCHEN:

Dishes will clean up more easily, and be spot-free, without the gray film glass gets when etched by mineral laden wear. Plus hands will feel softer and look better.



IN THE LAUNDRY:

Clothes will be softer, cleaner, and brighter, and last longer. Using soft water and pure soap products increases the life of clothing, towels and linens up to 33%. Without hard water service issues, washing machines will last longer, too.



PLUMBING AND APPLIANCES:

Appliances that use water will last longer and run better. Why? Because water heaters, washing machines and dishwashers using hard water can wear out 30% faster.

Nelsen Corporation is the largest family-owned manufacturer/distributor of water treatment products in the United States. Headquartered in Akron, Ohio with additional distribution centers in Arizona, Texas and Florida, our company has seen substantial growth over the years. Since 1954 Nelsen Corporation has remained committed to the professional water treatment dealer, their customers and the communities that they serve. Our Signature Line of water treatment equipment incorporates the very best components from some tremendous U.S. based manufacturers. More than 65 years of experience in water treatment have been incorporated into our Signature Line of systems yielding the very best equipment for your family or your business.

COMMON WATER ISSUES

Municipal, rural or private well water supplies can contain hardness minerals (calcium and magnesium), iron, rust, sediment and a variety of other contaminants. These minerals form a scale and create problems in water heaters, washing machines, dishwashers, coffee makers, humidifiers and plumbing systems. Nelsen water conditioners and drinking water systems are designed to reduce these unwanted contaminants providing your family with a refreshing difference, saving you money now and in the years to come.

THE PROCESS OF ION EXCHANGE


A water softener works using the process of ion exchange, exchanging the hardness mineral ions, (calcium and magnesium), with the softening ions of the resin. After the system has used all the softening ability it will automatically regenerate, restoring the systems ability to soften. During the regeneration process, a salt solution from the brine tank flushes the hardness ions off the resin recharging the system with sodium, an exchange of ions, before being sent to the drain.

RESIDENTIAL WATER SOFTENERS

The Signature Series control valve has been engineered to provide years of trouble-free service. The key to the exceptional quality of the control is in the state-of-art design. By using a patented one piece expanding seal spacer stack assembly and a patented linearly reciprocating piston operation, the control valve design provides optimum service and backwash rates. The Signature Series valve is one of the most advanced controls available.



System shown with Signature Series
Electronic Meter Control, Brine
Tank, optional Tank Jacket and
Deluxe Brine Tank Cover



Professional Series Control Valve

- Water use is monitored for peak efficiency (Meter Controls)
- Built in backup of settings during power outages
- Simple diagnostics and design provide for easy maintenance
- Control prevents regeneration if water usage is detected within 10 minutes prior to the start of regeneration
- Two relays to control additional equipment
- Proportional brining

Exclusive Media Bed


- High quality, chlorine resistant media bed, for years of continuous service
- Uniform bead size and distribution for optimum flow rates
- Additional softening resins available to target specific water issues

High Quality Brine Tank

- High quality, durable construction
- Safety float system helps prevent overflow of the brine tank
- Constructed of corrosion-free materials
- Larger brine tank sizes available

Basket Style Distribution System

- Delivers evenly distributed and high quality flows
- Enpress Vortech™ plate style tanks available, Vortech creates better backwashing and cleaning action of medias and shorter backwashing requirements resulting in water savings
- Gravel support bed shown used on larger systems



SYSTEM FEATURES & OPTIONS

- The “Signature Series” control features solid state microprocessors with easy access front panel settings
- Three modes of operation meter immediate, meter delayed, or time clock delayed
- Treated water brine tank refill
- Proportional brining available, provides for optimum efficiency and salt savings
- Double backwash feature, offers optimum regeneration, cleaning ability, and efficiency
- Days override – 1 - 28 day’s available
- Softener systems up to 21" diameter tanks
- Down-flow or up-flow regeneration
- Stores system configuration and operation data in non-volatile memory
- Capacitor back-up with two-hour power carry over
- 15 VDC transformer provides safe and easy installation
- Control valve design provides optimum service and backwash rates
- Back-lit display
- Optional stylish tank covers help reduce condensation on the mineral tank

The arrows show the flow of water through the system as it's softened.

“Signature Series” Residential Softener System Specifications

Grains Capacity	32,000	48,000	64,000	80,000
Grains Capacity¹/Capacity²	30K/24K	45K/36K	60K/48K	75K/60K
Cubic Ft. Material	1.00	1.50	2.00	2.50
Pounds Material	50	75	100	125
Service Flow Rate, GPM*	9	12	13	18
Approximate Dimensions (in.)	33W x 57H x 19D	34W x 63H x 19D	36W x 57H x 19D	37W x 63H x 19D
Approximate Weight	138#	165#	198#	235#
Mineral Tank Size	9" x 48"	10" x 54"	12" x 48"	13" x 54"
Backwash Flow³	2.0	2.4	3.5	4.0

Other sizes available in addition to what is shown above.

(1) At 15 pounds per cubic foot = 30,000 Gr. C.F. (2) At 9 pounds per cubic foot = 24,000 Gr. C.F. (3) Backwash flow with basket distributor
 *Note - due to varying water conditions, water pressures and assembly materials the service flow rate should be used only as a guideline.
 The standard resin is certified, however system media may vary based on water analysis to optimally treat specific water problems.

